



The Info Sheet

FLUSHING CAMERA CLUB (501C3)

... in our 46th year and counting.

Member: Photographic Federation of Long Island (PFLI)

"Together in friendship may we learn the art of photography"

Visitors always welcome.

Volume 18 Number 1

October 2015

FCC Executive Committee

Officers:

President:

Tony Coppeta 917-774-6386

Vice President:

Norman Eng (718) 358-1103.

Treasurer:

Marty Fleischer: 718.591.8246

Secretary:

Suzanne Abruzzo 718 423-0026

Committee Chairpersons:

Administration/Hospitality:

Danielle Kelman

Competition:

Bernie Gellman and Rich DeDalto

Programs/Education:

Lucy Pearce

Field Trips:

Joe Crupi, 718.343.0280;

Membership:

Norman Eng (718) 358-1103.

Publicity:

Adam Holstein 718.463.5538

PFLI Competition:

Helen Repstad

The Info Sheet Newsletter:

Joe Crupi 718-343-0280

Ron Caldwell 917-806-6170

Website Manager:

Ramiro Agredo, 718.664.7366 & Andrew Silver

Additional Board Members:

Dennis Golin

Dorothy Gist 917-868-6811

Mary O'Connor, 718. 939.4963

Web Site:

www.flushingcameraclub.org

All rights reserved.

From the President's corner: Now that we officially say goodbye to a great and hot Summer, the weather has now cooled down making room for Fall. We as photographers can see and bring to the world beauty that otherwise be overlooked due to day to day hustle and bustle. Cease the day and grab your camera and go out and capture the magic of Autumn in all it's splendor! Enjoy and be creative! **Tony Coppeta**

IN THIS ISSUE: Members Stuff =Pg 2, Images of the month=Pg4
Standings=Pg 3 Russ Burden Tips= Pg 5



7th— second competition Judge Leon Hertzson

18th-PFLI Photorama @ Bayard Cutting Arboretum

21st— 7:30 Michael Phillips SEQCC. "Portraits". He will also have models on board with him.



4th— 7:00 - 3rd comp—judge: TBA

**18th-7:15 Norman Eng -- "Simple Gadgets for Better Photographs"
7:30 TBA**

Meetings: 7:30 pm, 1st, 3rd, 5th Wednesdays at Flushing Hospital, Auditorium 5th Fl., 45 Ave & Parsons Blvd., Flushing. Park on street or in lot across the street from Hospital. FREE but Parking ticket MUST be validated by the Camera Club. **Call to confirm meeting date.**

Dues: \$40.00 for individual \$60.00 for family; \$20.00 for students: up to 23 yrs.old.

PFLI SCHEDULE

<http://www.pflionline.com/Schedule.html>

From the Editor's Desk:

Our season is off to a jackrabbit start. We have begun our new half point scoring system in competition and it is really giving our judges something to think about. You can see the initial results on page 3.

Also read the sad news about the passing of a great member Laszlo Salamon on page 2.



In Memory of Laszlo Salamon



Joe Muratore reported to us that Laszlo Salamon passed on Friday, September 11, 2015 after a short illness. Many of us will remember Laszlo and his wonderful times with us as a member. There were many family and friends who attended Laszlo's Wake on Tuesday, Sept. 15, 2015. Mrs. Salamon expressed appreciation for the Flushing Camera Club and Laszlo's participation. She also expressed appreciation for the care provided by Calvary Hospital. Based on this, she asked that in lieu of flowers, that donations be made to Calvary Hospital in Laszlo's memory and mailed to: Calvary Fund, Inc, P. O. Box 235, Hartsdale, NY 10530-9900

The Funeral Service was held on Wednesday, Sept. 16 at St. Kevin's RC Church in Flushing.

Messages may be sent to Mrs. Salamon at: 173-51 47 Ave., Flushing, NY 11358, 718-357-8163.

Let's keep Laszlo's wife and family in our prayers and thoughts.

(above photos: Laszlo at right, his antique camera left, and Laszlo helping board members set up FCC booth at Queens Botanical Gardens)




In September we kicked off our first meeting with a 15 minute presentation by Dennis Golin who gave us plenty of advise on "What Judges Look For" augmented with his wonderful photographs. After his advise we know every image submitted now will earn a 9.

A slideshow followed. It was created by Helen Repstad using all our members entries in last seasons competition put to music.

Combine that with the many snacks provided by the membership and the result was a most enjoyable evening for all who attended.

Reminder: Our selected subject for next May competition is "Transportation"



For Sale

Manfrotto 475 tripod legs

This is a heavy duty unit that will not shake on those windy days . (Value \$350)

With....



Manfrotto 488RCO Ball Head (Value \$110.)

Also including a padded carry case (Value \$20)...

All are lovingly used.

(Value \$480) Will sell all for \$250 total.

Joe 917-562-1202

Standings after September Comp

Judge: Anastasia Tompkins

NAME	POINTS	ENTRIES	I.O.M.	NAME	POINTS	ENTRIES	I.O.M.
B Digital Images				S Digital Images			
White, Ken	5.5	2	1	Huang, Bernie	6	2	
Lin, Sheree	4.5	2		Shea, Barbara	5.5	2	
Sabarad, Sateesh	4	2		CRUPI, JOE	5	2	
Eng, Georgina	3	2		Repstad, Helen	4.5	2	1
Golden, Sheila	2.5	2		Fleischer, Marty	4.5	2	
Eng, Norman	1.5	2		Pearce, Lucy	4.5	2	
Goldstein, Roberta	1	1		Goldstein, Stan	2.5	1	
A Digital Images							
Silver, Andrew	6.5	2	1	Creative Images			
Chen, Terry	5.5	2		Coppeta, Tony	6	2	1
DeDalto, Richard	5.5	2		Hostein Adam	4.5	2	
Hostein Adam	5.5	2		Silver, Andrew	4	2	
Coppeta, Tony	5	2		Shea, Barbara	3.5	2	
Matsuyama, Matt	5	2		Woelfel, Roy	3.5	2	
Gellman, Bermie	4.5	2		Sabarad, Sateesh	3	2	
Reyes, Archie	4	3		Gellman, Bermie	2.5	1	
McKay, Uris	3.5	2		Repstad, Helen	1.5	1	
Szczepanski, Henry	3	2		Pearce, Lucy	0	2	
Woelfel, Roy	2	2					


Compiled by Helen Repstad



Images of the month, September




B Group Ken White "Duck"



A Group Andy Silver "Rans Head"



S Group Helen Repstad "White Roses"



Creative Tony Coppeta "Garden Treats"

Russ Burden Tips:

Fall Color Part 2

I love autumn as the hazy days of summer give way to crisp fall mornings. The landscape is painted with a mosaic of warm toned leaves, the morning air has a fresh clean fragrance, and a rejuvenation of the environment takes place. For the photographer who loves color, it's a magical time. From the grand landscape to a lonely fallen red leaf to a child romping in a pile of freshly raked leaves, there's a plethora of subject matter. Whether your passion lies in photographing nature, people, photo journalism, sports, etc., adding a background of fall color will make your images pop. See last month's newsletter for Part 1 of my Fall Color Tips. It's a six tip journey to show you how to improve your autumn photographs.

Explore a Trail

Here's a scenario I'll never understand. A family lays out a lot of money to go on vacation. Dad drives the mini van, the kids watch DVD's in the back, and mom video tapes the scenery through the windshield while dad drives by at 50 mph. My response is, why bother? Although exaggerated, my point for you is, as a serious photographer, get out on the trail to get a more intimate view of the area you visit. Force yourself to get away from the car. Car locations have been photographed millions of times in that they're easy. Find a new angle or new perspective off the beaten path. Immerse yourself in the environment and study it while you methodically walk at a slow pace as to not overlook a potential image. Better yet, stop every eighth mile for 10 minutes and look around. Inevitably, you'll find something of great worth. It may be an intimate detail instead of the grand landscape, but so be it. Often these shots have more impact. It's not about the number of pictures you take, it's about the quality of the ones that compel you to press the shutter. If you're an adventurer, take along a GPS to retrace your steps to guarantee you'll make it back safely with all those newly discovered great images

Use That Tripod:

I would never go out on a photo shoot without a tripod. I refer to it as a six pound burden that is the greatest luxury I could own. While carrying it around can sometimes be a problem, I shrug it off knowing that if I don't use it, the problem of coming home with soft images is a much greater one. Basically, accept it needs to be used and enjoy the many benefits it provides. First off, if I'm making a long exposure, there's no better substitute to ensure the image will be sharp - end result = BENEFIT. Having the camera on a tripod allows me to fine tune the composition as there's no extra curricular movement introduced trying to hand hold the camera and lens - end result = BENEFIT. A tripod forces me slow down and think through the composition as I set the vertical and horizontal axis while viewing the image through the viewfinder - end result = BENEFIT. When I'm using a long lens, I can shoot with a slower shutter speed and come home with tack sharp pictures - end result = BENEFIT. Carrying one on a week long photo trip saves me from having to spend time in the gym - end result = BENEFIT. Long story short - don't leave home without it and make sure you use it.



Attach an Ultra Wide:

Many photographers associate specific focal length lenses with an obvious specific purpose. Use a long lens to bring a subject closer, a medium lens to simulate what the human eye sees, and a wide angle lens when in tight quarters. While using this thinking is absolutely correct and should be done, adhering to the guideline will prevent you from acquiring many great images. I encourage and challenge you this fall to make as many images as you can using the widest angle lens in your arsenal. You'll come home with sweeping and dramatic results. The perspective will be distorted, but use this to your advantage. Find a foreground object and get right on top of it to give it a lot of emphasis.

Don't necessarily think Large Foreground Subject in that an ultra wide lens placed very close to a small subject looks very large in the image. The amazing depth of field an ultra wide provides can be used to your advantage to achieve foreground to background sharpness quite easily. Get down low to the ground and photograph from an ant's eye view. Have fun, play and experiment. While an ultra wide won't be your most frequently used lens over the span of your photo career, it will certainly bring joy and unique images when you use it.

Russ Burden: www.russburdenphotography.com

www.takegreatpictures.com

