



The Info Sheet

FLUSHING CAMERA CLUB

... in our 42nd year and counting.

Member: Photographic Federation of Long Island (PFLI)

"Together in friendship may we learn the art of photography"

Volume 15 Number 10

June 2013

FCC Executive Committee Officers:

President:

Mary O'Connor, 718. 939.4963

Vice President:

Ramiro Agredo, 718.664.7366

Treasurer:

Joe Caruso, 718.357.4251

Secretary:

Tony Coppeta 718-

Committee Chairpersons:

Administration:

Frank Reynolds, 718.263.9131

Competition:

Stan Strauss, 718.423.2825

Programs/Education:

Helen Repstad, 718.845-4477

Field Trips:

Joe Crupi, 718.343.0280;

Michael Sender, 718.459.0203

Membership:

Tom Mrwik, 718-343-8387

Publicity:

Adam Holstein, 718.463.5538

PFLI Delegate:

Helen Repstad, 718.845.4477

The Info Sheet:

Joe Crupi 718-343-0280

Ron Caldwell 917-806-6170

Website:

Ramiro Agredo, 718.664.7366

Additional Board Members:

Marty Fleischer: 718.591.8246

Dennis Golin: 718.479.0643

Ron Caldwell

Dorothy Gist

Web Site:

www.flushingcameraclub.org

Meetings: 7:30 pm, 1st, 3rd, 5th Wednesdays at Flushing Hospital, Auditorium, 45 Ave & Parsons Blvd., Flushing. Park on street or in lot across the street from Hospital. Parking ticket MUST be validated by the Camera Club. Call to confirm meeting date.

Dues: \$40.00 for individual \$60.00 for family; \$20.00 for students: up to 23 yrs.

FROM THE EDITOR'S DESK: Well this FCC season certainly flew by. Our "Best of the Best" competition and our annual dinner are already upon us. Congratulations are in order for those moving up in Class next season. (see page 4).

Many of those that had attended our field trips went home with compelling photos and fond memories.

Remember to check your email for future short notice trips. (See page 4 re Maine trip.)

Please take note of our September meeting dates listed below. I hope everyone has a great summer and returns in September with memory cards filled with prized images.

See you then. *Joe Crupi*



IN THIS ISSUE: Members Spotlight & Members News =Pg 2.
BUY /SELL= Pg 3. Standings and Trip to Maine=Pg 4.
I.O.M.=Pg 5. Russ Burden Tips=Pg 6.



5th— competition "Best of the Best" - 3 Judges -
John Bruno, Gary Spielvogel, & Jim Grant
19th - Annual Dinner see page 3



4th - - NO MEETING
11th - Welcome Back Meeting
7:30 -Program -TBA
18th -our 1st Competition- judge TBA

PFLI SCHEDULE:

<http://www.pflionline.com/Schedule.html>



New England Camera Club Conference July 12-14 2013
<http://www.neccc.org/2013%20Conference%20Preview.pdf>
Join fellow FCC members for this great weekend.



PRESIDENTIAL WEDDING– Our Stan Strauss (past president of FCC) married Sandy Hyman president of the Photography Club of Long Island on May 12th. FCC wishes all the best to this great couple.



BREAKFAST AT BELLMONT

from left to right –back row Frank Reynolds, Maria Trauzzi, Uris McKay, Richie Dedalto Stephanie Wathen, Bob Green Joe McMahan, Joe Crupi, first row—Ettore Trauzzi, Tom Mrwik, Madison McMahan.



Anastasia Tompkins gave us an inspiring presentation on "Image Editing" with highlights on "Plug Ins"

Tom Mrwik 's lessons on "Quick Enhancement" presented our members with encouragement to "give it a try".



SPOTLIGHT ON MEMBERS: **This month** **Bob Green**



My interest in photography goes back to 1955 and I have been a member in various camera clubs since the 90's. Around 1990 I placed in the top 50 photographers in the Photographic Society of America (PSA). It may have been 2002 when Joan Egan was president of FCC and I became a member after learning about the club on the internet. Right from the beginning my thoughts were how friendly the members were. And there are no snobs and a person is not judged or looked down on because of their equipment.

At FCC I really enjoy the many programs and the field trips. Other clubs I had belonged to seemed more concerned with eating than taking photos on their trips.

I have found with FCC this is not the case (Dunkin Donuts excluded).

My present camera is a Panasonic FZ50 and it serves me well. There is no subject I will not photograph. I like them all. One photo that is memorable to me is of Jenne Farm in snow. I added a bluish cast to the image giving it a night time appearance. Having fun with photoshop and making abstracts is something I enjoy doing. Out in the field shooting with fellow FCC members is where I love to be. *Bob Green*

Dorothy Gist spoke with **Joe Mancher** ;

In my phone conversation with Joe Mancher who now lives in Florida - he reports doing well and is continuing to strengthen his camera club ...or, at least try!

He recently came across some awards he won in contests at North Shore University Hospital .."it brought back good memories!"

Joe sends greetings to all his FCC friends.

FLUSHING CAMERA CLUB ANNUAL DINNER

We have booked the Patio Room at Donovan's in Bayside for the FCC annual year-end dinner and awards presentation.

MENU:

Choice **Salad:** Arcadian greens in balsamic vinaigrette dressing tomatoes and cucumbers

Romaine lettuce in creamy homemade Caesar dressing with focaccia croutons

Entrée: Choice of: Chicken Marsala with mushrooms

Center cut sirloin with classic bordelaise

Broiled Salmon

Vegetarian option is also available upon request

Dessert: Cheese Cake

Beverages: Coffee, Tea and Soft Drinks (soda and iced tea)

DATE: Wednesday, June 19, 2013

TIME: 7:00 PM to 10:00 PM

PLACE: Donovan's Grill & Tavern

214-16 41st Avenue

Bayside, NY 11361

PROGRAM: Members' Best Photos

COST: \$32.00

Valet parking is available at the restaurant. Also, the municipal parking lot is close to the restaurant.

Adam Holstein will handle the reservations. Please make your check payable to the Flushing Camera Club.



BUY AND SELL.: Any members wishing to list items "for sale " or "wanted to buy" send the information to joecxt@aol.com and it will be included in our next Newsletter.

FOR SALE : 2 boxes of semi-gloss Premum Photo Paper - 13X19 - 20 sheets in each. I paid \$57 for each box but would settle for \$40 each. Also- Slik Pro 500 DX Tripod - extremely sturdy with horizontal and vertical controls. Good condition - \$50.

I may be contacted at home after 6PM at 718-441-6210. J. Egan

Photography Links & Resources

Flushing Camera Club: www.flushingcameraclub.org

PFLI: www.pflionline.com

PSA: www.psa-photo.org

Stan Strauss: <http://www.stannich.com>

Ron Caldwell: <http://www.fotosbyron.com>

www.photoplugins.com

Hunt's Photo: Gary Farber, www.DigitalGuyGary@wbhunt.com

Russ Burden: www.russburdenphotography.com www.takegreatpictures.com

Online Display and Review: www.flickr.com

Digital Photography Review: www.dpreview.com

Canon Camera: www.usa.canon.com


Nikon Camera: www.nikonusa.com

Adobe Photoshop: www.adobe.com

Natl. Assoc. Photoshop Professionals: www.photoshopuser.com

B&H: www.bhphoto.com

Adorama Camera <http://www.adorama.com>



Final Standings -After The May Competition:

<u>DIGITAL B</u>				IO	<u>COLOR B</u>				IO
				M					M
1	Tony Coppeta	17	33	4	1	Adam Holstein	16	30	3
2	Bernie Gellman	17	28	2					
3	Gene Kolomatsky	18	25	3					
4	Bell Smith	16	19						
					<u>COLOR A</u>				
5	Dianne Rauch	8	8		1	Gene Kolomatsky	17	25	1
6	Spydar	8	8		2	Marty Neff	8	8	1
7	Marco Eroglu	4	3		3	John Baratta	1	1	
8	Chas. Hollander	4	2						
9	Joe Caruso	2	1						
<u>DIGITAL A</u>					<u>COLOR S</u>				
1	Lucy Pearce	18	41	4	1	Ramiro Agredo	18	49	7
2	Helen Repstad	18	33	2	2	Bob Green	18	39	1
	Henry								
3	Szczepanski	12	25	2	3	Ann Grodman	18	29	1
4	Roy Woelfel	18	22	1					
5	John Baratta	6	8						
6	Stan Strauss	4	4						
<u>DIGITAL S</u>					<u>B & W - B</u>				
1	Joe Crupi	18	42	3	1	Adam Holstein	5	8	1
2	Bob Green	18	38	1	2	John Baratta	2	3	
3	Michael Sender	18	34						
4	Barbara Shea	18	32	1	3	Bernie Gellman	1	2	
tie 5	Ann Grodman	18	25	1					
tie 5	Tom Mrwik	14	25						
tie 5	Joan Egan	18	25						
8	Ramiro Agredo	8	22	2					
9	Russ Burden	8	20	1					
10	Martin Fleischer	17	17						
11	Dennis Golin	2	5						
					<u>B & W - A</u>				
					1	Suzanne Abruzzo	18	34	4
					2	Gene Kolomatsky	9	15	2
					3	Marty Neff	4	4	
					<u>B & W - S</u>				
					1	Ramiro Agredo	16	50	6
					2	Bob Green	16	32	1
					3	Ann Grodman	16	27	1
					4	Dennis Golin	1	3	1



Compiled by Helen Repstad

The following members graduate in class as a result of their excellent images and resulting scores:


Digital B to Digital A _____ Tony Coppeta and Bernie Goldman
Digital A to Digital S _____ Lucy Pearce-----
Color Prints B to Color Prints A _____ Adam Holstein



Maine:

It has been 5 years since FCC had a field trip to Maine. In order to accommodate the schedules and suggestions from those members who responded to the email, we will be leaving on Monday June 10th and returning Saturday June 15th. The 16th is Father's Day. Due to this shortened visit and in order to include stops not visited the last trip, we will be traveling a lot each day. The locations selected should be worth the extra effort. If you have not signed up yet and for more details re: lighthouses etc. contact Joe Crupi at Joecxlt@aol.com.


May Images of the Month



Ann Grodman
Very Old Dennis
B&W S



Suzanne Abruzzo Old Barn B&W A



Old Car Bob Green Color S



Bernie Gellman Dying Flower Digital B



Bob Green
Distinguished
Digital S



Henry
Szcepanski
A Lovers Gaze
Digital A

Russ Burden Tips

<http://www.russburdenphotography.com/>

Macro Just Outside Your Back Door

Turn your backyard into an ultimate safari location. Amazing subjects await just outside your door. You don't have to be up at the crack of dawn for sunrise light nor do you have to schedule dinner based around sunset light. Spring and summer are a great time to make macro shots. Use the information in these 10 Quick Tips and you'll be on your way to capture amazing backyard macros.

Head To The Nursery: Every environment has its own species. Dependent upon where you live, specific plants attract specific insects. Specific plants flower at given times. Set up your garden with ones known to attract butterflies, moths, caterpillars, and other insects that dwell in your habitat. Plant the flowers you want to photograph and monitor them daily so you capture each bloom at their peak.

Research: If a local college provides extension services, contact the people in the plant and insect departments to find out what's native to the area. Ask the experts at the nursery what blooms at given times and what grows best to attract bugs. Visit a local botanical garden and talk with the old timers for some inside info.

Monitor the Light: Watch the path of light the sun provides throughout the day. Different times will bring in different insects. Different light will provide different looks to your photos.

Monitor the Bugs: Periodically go out and explore the plants to see what comes in when. Many bugs are creatures of habit and will return to the same location at the same time provided the plants are in bloom.

Put in a Water Feature And Feeders: If you want to attract native birds, set up a water feature and seed feeders. Research what species inhabit the area and purchase the type of seed to lure them in. All birds need water so a bird bath of some sort is a slam dunk way to attract them.

Move In: A true macro lens provides the best method to get close. The longer the focal length the better so you don't scare the bugs. Alternative means of getting close are extension tubes, teleconverters, and close up filters. The dual element achromatic ones are the best.

Use Flash: Mid day light is harsh. With macro subjects, because you'll be so close, flash can be used to overpower the sun to become a main light. It can also be used as a fill light. Additionally, on overcast days when the shutter may be too slow to capture a sharp image, the flash, once again, can be used as a main light.

Use a Diffuser: If the sun is directly overhead, harsh, and very cool in color, use a diffuser to soften it. It's a great tool to use for flowers. It can also be used to soften the light to photograph insects but be cognizant of the shutter speed to make sure it's fast enough to capture a sharp photo.

Use a Reflector: Reflectors can be used to bounce light into the deep shadow areas of the image which in effect, softens the contrast. White ones provide a soft light. Silver ones provide pin point specular light and gold ones add warmth.

Tripod vs Handheld: Use a tripod for subjects that don't move fast. If you need a lot of depth of field for a flower photo, it will steady the camera if a slow shutter speed is required. Go hand held if you need to chase down fast moving bugs. Also, if you use flash, go hand held. The fast duration of the strobe offsets any movement imparted to the camera.

See more of Russ' tips on <http://www.takegreatpictures.com/>

Check out Russ' great **photo tours** on his web site . You may even recognize some of our member's photos in his "Student Photo Showcase" taken on his tours.

<http://www.russburdenphotography.com/>

